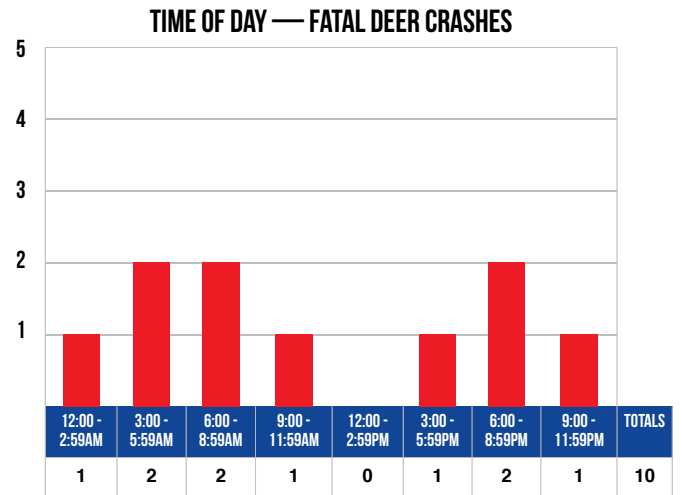
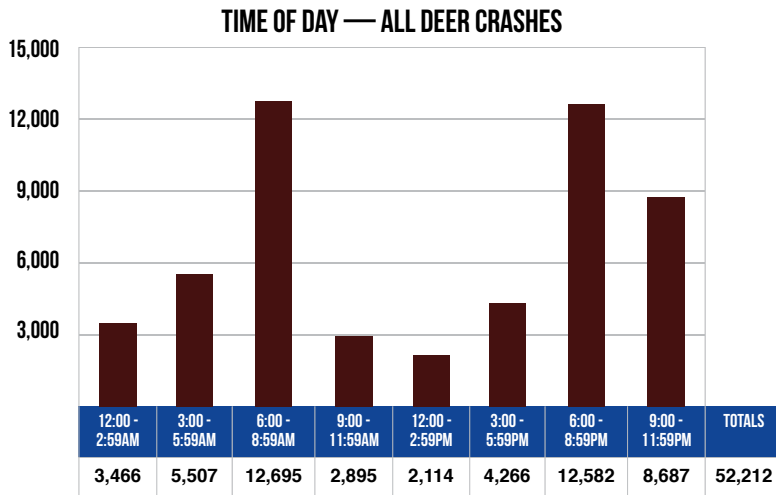


Michigan motorists reported 52,218 vehicle-deer crashes in 2021. As a result of those collisions, 1,449 people were injured and 10 people were killed. Six of the people killed were motorcycle riders. Of the 52,434 motor vehicles involved, 41,154 (78.5%) were passenger cars, SUVs, or vans; 10,071 (19.2%) were pickup trucks; 137 (0.3%) were motorhomes; and 234 (0.4%) were motorcycles. All other vehicle types (including uncoded and errors) totaled 838 (1.6%).

Motor vehicle-deer crashes occurred most often in Michigan's heavily populated southern counties; Oakland County had the highest number with 1,853 in 2021.

LIGHT CONDITION AND TIME OF DAY IN MOTOR VEHICLE-DEER CRASHES

LIGHT CONDITION	ALL CRASHES		FATAL		INJURY			PROPERTY DAMAGE ONLY
	Number	% of Total	Number	% of Total	A	B	C	
Daylight	13,004	24.9	5	50.0	43	161	192	12,603
Dawn	4,877	9.3	1	10.0	3	28	50	4,795
Dusk	2,536	4.9	0	0.0	6	18	29	2,483
Dark - Lighted	2,661	5.1	0	0.0	3	15	44	2,599
Dark - Unlighted	28,425	54.4	4	40.0	51	205	435	27,730
Other	7	0.0	0	0.0	0	0	0	7
Unknown	708	1.4	0	0.0	0	0	1	707
Uncoded & Errors	0	0.0	0	0.0	0	0	0	0
Total	52,218	100.0	10	100.0	106	427	751	50,924

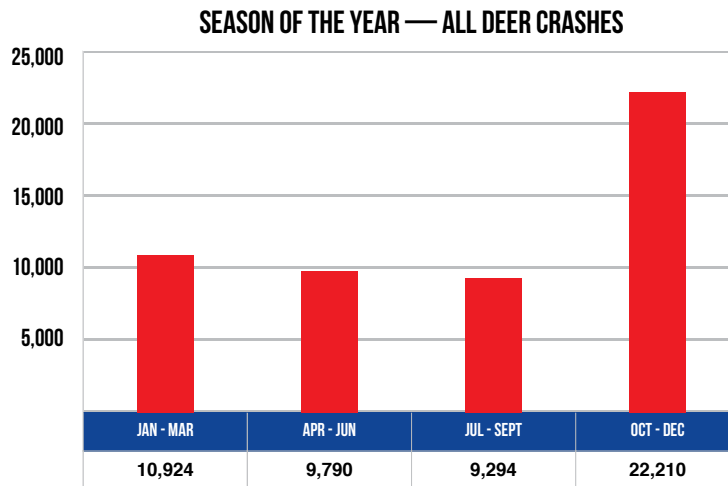


The highest number of reported vehicle-deer collisions occurred during the 6:00 PM to 8:59 PM time period, when 24.1 percent (12,582) of vehicle-deer crashes occurred. The 3:00 AM to 5:59 AM, 6:00 AM to 8:59 AM, and 6:00 PM to 8:59 PM time periods had the highest number of fatal vehicle-deer crashes, with 2 each.

Note: Chart for All Deer Crashes excludes six crashes where time of day is unknown.

MONTHLY AND SEASONAL RATES FOR MOTOR VEHICLE-DEER CRASHES

MONTH	ALL CRASHES		FATAL CRASHES		INJURY CRASHES			PROPERTY DAMAGE ONLY
	Number	% of Total	Number	% of Total	A	B	C	
January	4,579	8.8	0	0.0	4	21	45	4,509
February	2,973	5.7	0	0.0	0	10	17	2,946
March	3,372	6.5	0	0.0	3	16	37	3,316
April	2,604	5.0	0	0.0	3	23	32	2,546
May	3,441	6.6	1	10.0	11	46	53	3,330
June	3,745	7.2	2	20.0	15	51	74	3,603
July	3,179	6.1	0	0.0	18	47	53	3,061
August	2,280	4.4	0	0.0	14	35	31	2,200
September	3,835	7.3	2	20.0	14	46	66	3,707
October	8,014	15.3	2	20.0	13	55	152	7,792
November	9,093	17.4	3	30.0	8	49	137	8,896
December	5,103	9.8	0	0.0	3	28	54	5,018
Total	52,218	100.0	10	100.0	106	427	751	50,924



Of the total 51,103 reported vehicle-deer collisions, 42.5 percent (22,210) occurred during the fourth quarter of the year.