







ROADWAY INJURY EXPERIENCE FOR PERSONS WHO HAD BEEN DRINKING AND/OR USING DRUGS

VEHICLE	SEVERITY	TOTAL	CRASHES INVOLVING DRINKING, NOT DRUGS		CRASHES INVOLVING DRUGS, NOT DRINKING		CRASHES INVOLVING DRINKING AND DRUGS		TOTAL CRASHES INVOLVING DRINKING AND/OR DRUGS	
			Operator in Crash	Operator Drinking	Operator in Crash	Operator Drugs	Operator in Crash	Operator Drinking and Drugs	Operator in Crash	Operator Drinking and/or Drugs
 BICYCLISTS	Total*	1,235	39	30	6	2	5	2	50	34
	Killed	38	4	3	4	1	1	0	9	4**
	Injured	933	34	26	2	1	4	2	40	29
 DRIVERS	Total*	404,286	11,486	7,638	2,745	1,700	1,984	1,305	16,215	10,643
	Killed	692	116	86	88	58	94	72	298	216**
	Injured	44,301	3,139	2,455	867	650	708	551	4,714	3,656
 MOTORCYCLISTS	Total*	3,375	241	201	49	32	54	37	344	270
	Killed	152	26	17	23	15	21	14	70	46**
	Injured	2,429	178	157	23	14	28	18	229	189
 ORV/ATV RIDERS	Total*	620	109	107	2	2	7	7	118	116
	Killed	15	5	4	0	0	1	1	6	5**
	Injured	381	70	69	2	2	6	6	78	77
 PEDESTRIANS	Total*	1,784	160	117	30	9	46	23	236	149
	Killed	175	29	19	16	1	20	10	65	30**
	Injured	1,343	121	92	13	7	25	13	159	112
 SNOWMOBILERS	Total*	101	13	12	0	0	1	1	14	13
	Killed	2	2	2	0	0	0	0	2	2**
	Injured	56	9	9	0	0	1	1	10	10

*Total does include property damage only crashes

**There were four bicyclists, 216 drivers, 46 motorcyclists, five ORV/ATV riders, 30 pedestrians, and two snowmobilers who were killed and coded as drinking and/or using drugs by the police officer.