







UPPER PENINSULA ROADWAY INJURY EXPERIENCE FOR PERSONS WHO HAD BEEN DRINKING AND/OR USING DRUGS

VEHICLE	SEVERITY	TOTAL	CRASHES INVOLVING DRINKING, NOT DRUGS		CRASHES INVOLVING DRUGS, NOT DRINKING		CRASHES INVOLVING DRINKING AND DRUGS		TOTAL CRASHES INVOLVING DRINKING AND/OR DRUGS	
			Operator in Crash	Operator Drinking	Operator in Crash	Operator Drugs	Operator in Crash	Operator Drinking and Drugs	Operator in Crash	Operator Drinking and/or Drugs
 BICYCLISTS	Total*	33	3	1	0	0	0	0	3	1
	Killed	0	0	0	0	0	0	0	0	0**
	Injured	29	3	1	0	0	0	0	3	1
 DRIVERS	Total*	13,287	345	278	41	30	42	33	428	341
	Killed	15	3	3	2	2	0	0	5	5**
	Injured	1,233	100	91	11	11	16	16	127	118
 MOTORCYCLISTS	Total*	146	14	10	2	2	2	2	18	14
	Killed	3	0	0	2	2	1	1	3	3**
	Injured	102	10	8	0	0	1	1	11	9
 ORV/ ATV RIDERS	Total*	50	8	7	0	0	0	0	8	7
	Killed	1	0	0	0	0	0	0	0	0**
	Injured	34	6	6	0	0	0	0	6	6
 PEDESTRIANS	Total*	43	6	4	0	0	0	0	6	4
	Killed	1	1	1	0	0	0	0	1	1**
	Injured	40	5	3	0	0	0	0	5	3
 SNOWMOBILERS	Total*	65	8	7	0	0	0	0	8	7
	Killed	1	1	1	0	0	0	0	1	1**
	Injured	37	6	5	0	0	0	0	6	5

*Total does include property damage only crashes

**In the Upper Peninsula, there were no bicyclists, five drivers, three motorcyclists, no ORV/ATV riders, one pedestrian, and one snowmobiler who were killed and coded as drinking and/or using drugs by the police officer.