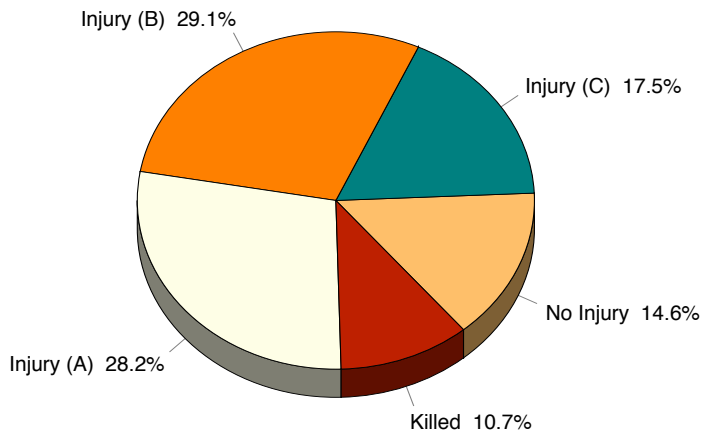




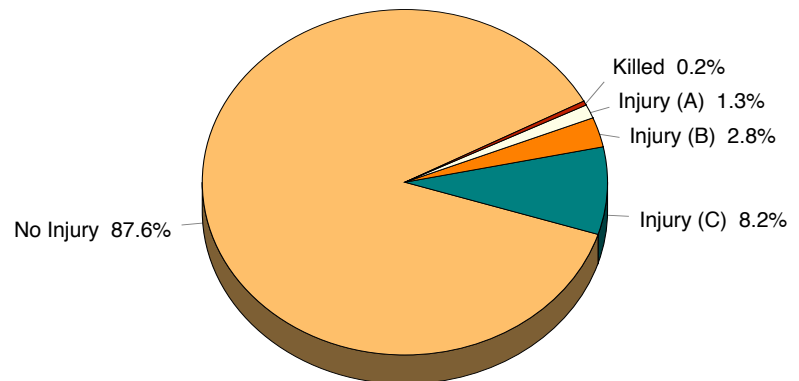
UPPER PENINSULA ALL OCCUPANTS and OCCUPANTS of HBD CRASHES INJURY SEVERITY - EJECTED vs. NOT EJECTED

As can be seen in the two charts below, death and injury are much more likely when *occupants* are ejected from vehicles.

Ejected

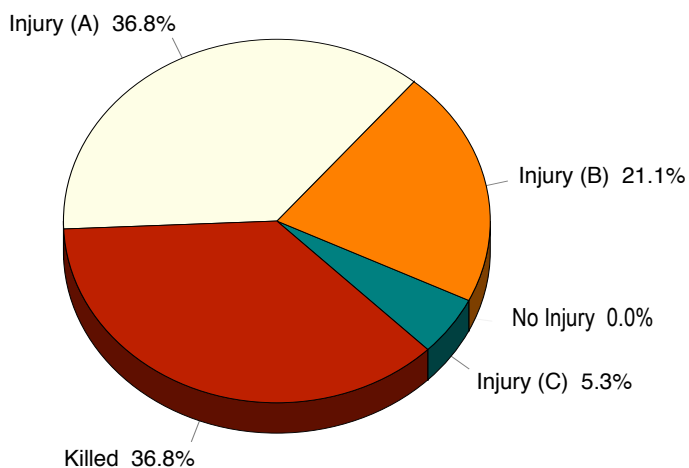


Not Ejected



When compared to the charts above, the charts below demonstrate that the injury severity is much worse for occupants in a crash where drinking is reported in both ejected and non-ejected events.

HBD Ejected



HBD Not Ejected

