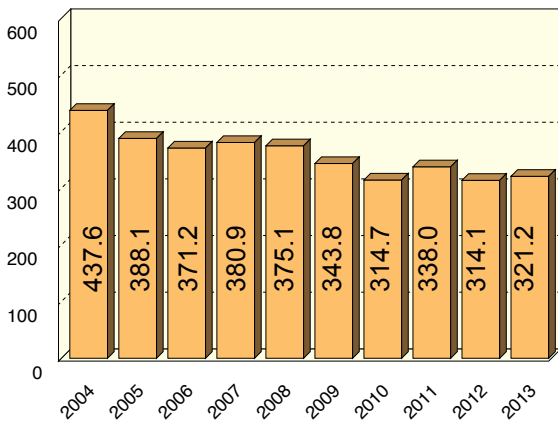


10 YEAR TRENDS (continued)

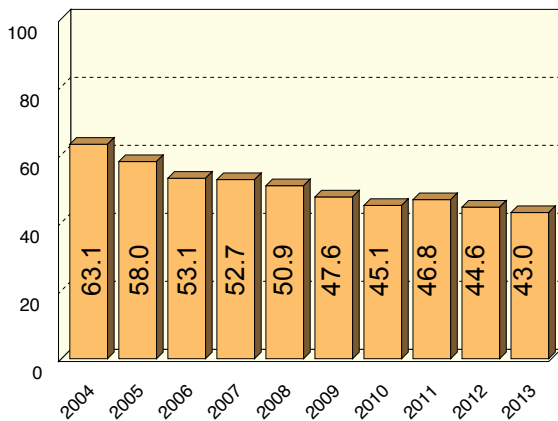


UPPER PENINSULA TOTAL CRASH RATE



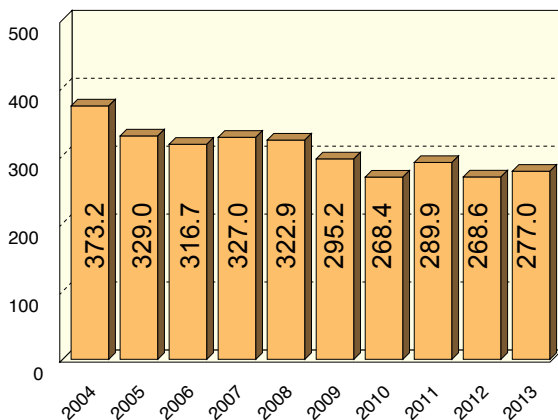
The 10-year total crash rate for the Upper Peninsula peaked in 2004 at 437.6, then decreased by 26.6 percent to 321.2 in 2013.

UPPER PENINSULA INJURY CRASH RATE



The 10-year injury crash rate of 43.0 in the Upper Peninsula in 2013 was a 31.9 percent decrease from 2004.

UPPER PENINSULA PROPERTY DAMAGE CRASH RATE



The property damage crash rate of 277.0 in the Upper Peninsula in 2013 was a 25.8 percent decrease from 2004.