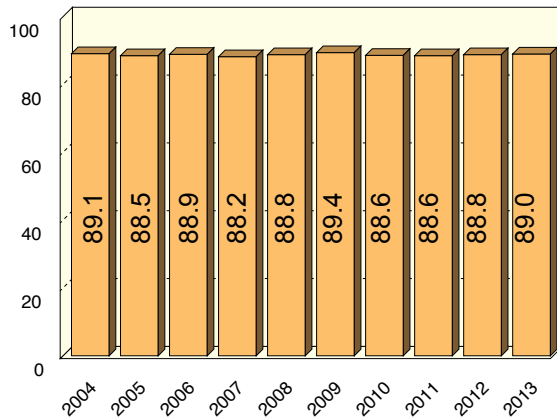




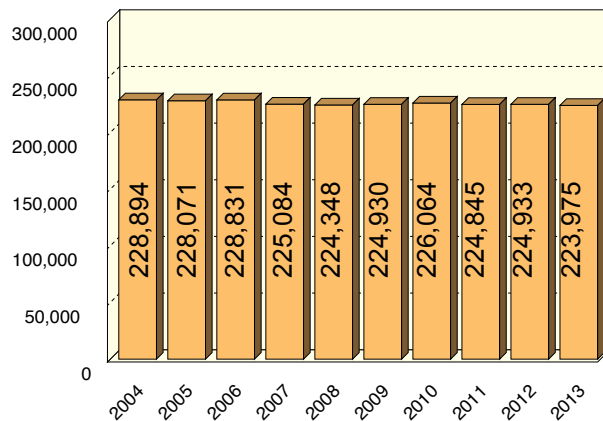
10 YEAR TRENDS (continued)

UPPER PENINSULA RESTRAINT USAGE IN CRASHES



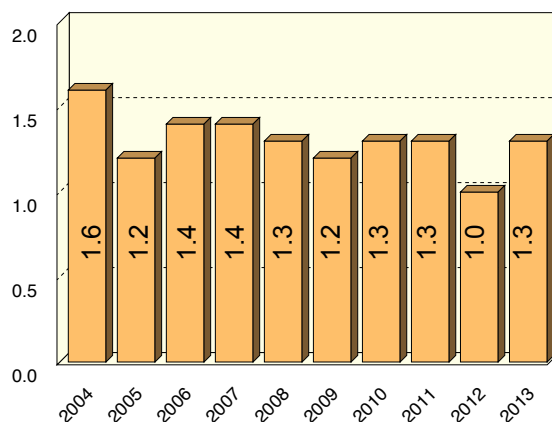
The percentage of motor vehicle occupants using restraints as reported by police in traffic crashes decreased 0.1 percent over the last ten years in the Upper Peninsula.

UPPER PENINSULA DRIVERS



There were 223,975 licensed drivers on Upper Peninsula roadways in 2013, a 2.1 percent decrease from 2004.

UPPER PENINSULA MILEAGE DEATH RATE



The 1.3 mileage death rate for the Upper Peninsula in 2013 was a 18.8 percent decrease from 1.6 in 2004.