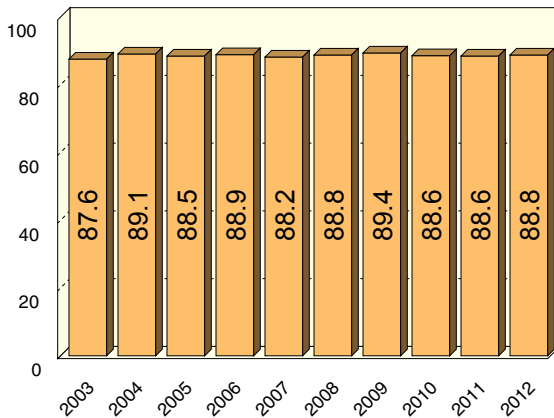




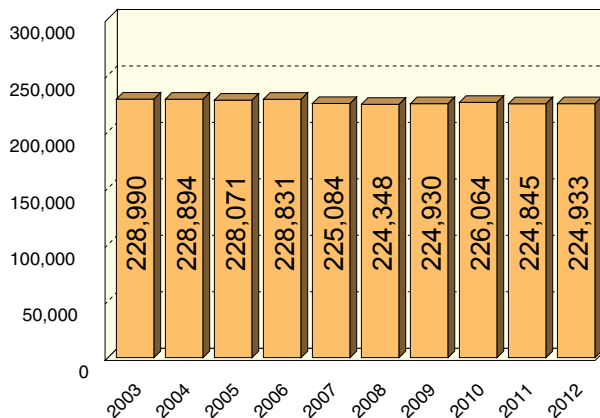
10 YEAR TRENDS (continued)

UPPER PENINSULA RESTRAINT USAGE IN CRASHES



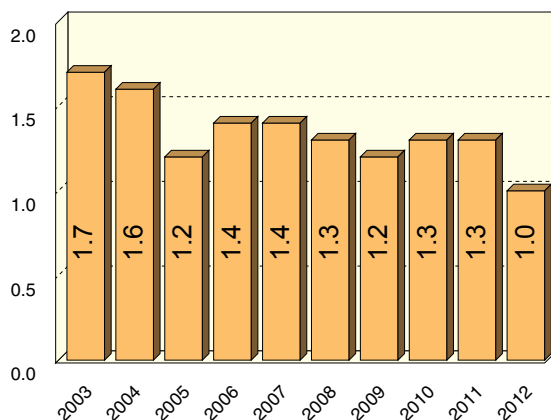
The percentage of motor vehicle occupants using restraints as reported by police in traffic crashes has increased 1.4 percent over the last ten years in the Upper Peninsula.

UPPER PENINSULA DRIVERS



There were 224,933 licensed drivers on Upper Peninsula roadways in 2012, a 1.8 percent decrease from 2003.

UPPER PENINSULA MILEAGE DEATH RATE



The 1.0 mileage death rate for the Upper Peninsula in 2012 is a 41.2 percent decrease from 1.7 in 2003.