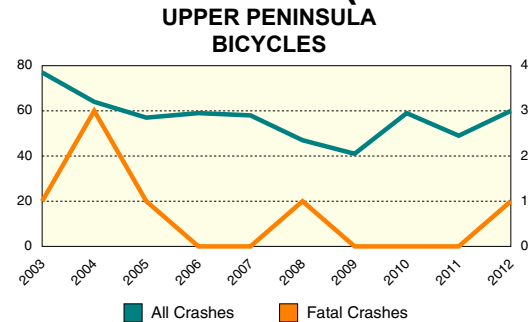




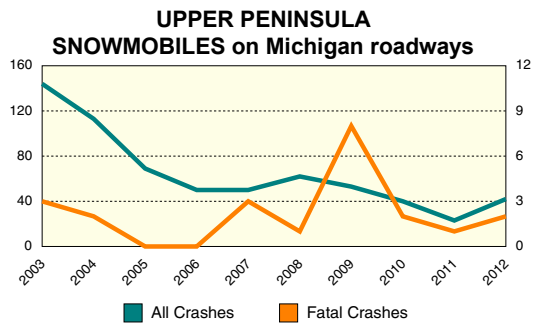
UPPER PENINSULA BICYCLES		
	All Crashes	Fatal Crashes
2003	77	1
2004	64	3
2005	57	1
2006	59	0
2007	58	0
2008	47	1
2009	41	0
2010	59	0
2011	49	0
2012	60	1

10 YEAR TRENDS (continued)



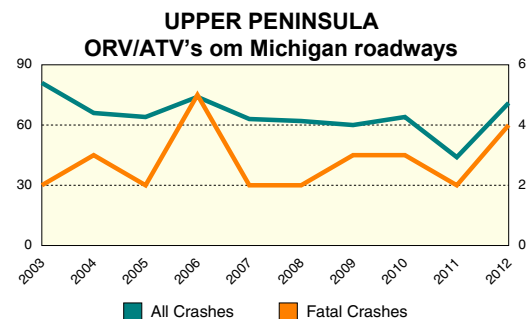
There were 60 bicycles involved in Upper Peninsula crashes in 2012, down 22.1 percent from 2003.

UPPER PENINSULA SNOWMOBILES ON MICHIGAN ROADWAYS		
	All Crashes	Fatal Crashes
2003	144	3
2004	113	2
2005	69	0
2006	50	0
2007	50	3
2008	62	1
2009	53	8
2010	40	2
2011	23	1
2012	42	2



There were 42 snowmobiles involved in crashes on roadways in the Upper Peninsula in 2012, down 70.8 percent from 2003.

UPPER PENINSULA ORV/ATV's ON MICHIGAN ROADWAYS		
	All Crashes	Fatal Crashes
2003	81	2
2004	66	3
2005	64	2
2006	74	5
2007	63	2
2008	62	2
2009	60	3
2010	64	3
2011	44	2
2012	71	4



The number of ORV/ATV's involved in crashes on Upper Peninsula public roadways has decreased 12.3 percent over the 10-year period.