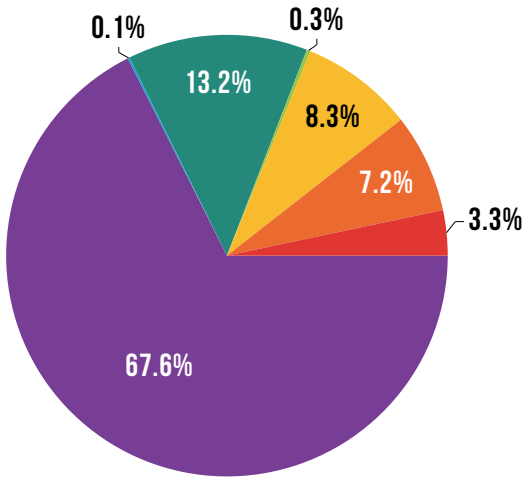


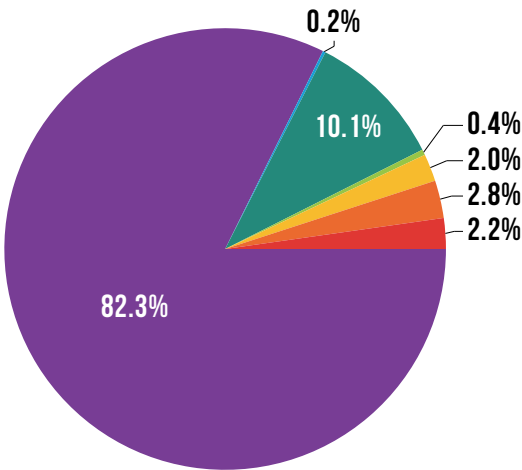
VEHICLE TYPES IN CRASHES BY CRASH SEVERITY

PASSENGER CAR, SUV, VAN MOTOR HOME PICKUP TRUCK TRUCK UNDER 10,000 LBS. MOTORCYCLE CDL TRUCK/BUS OTHER

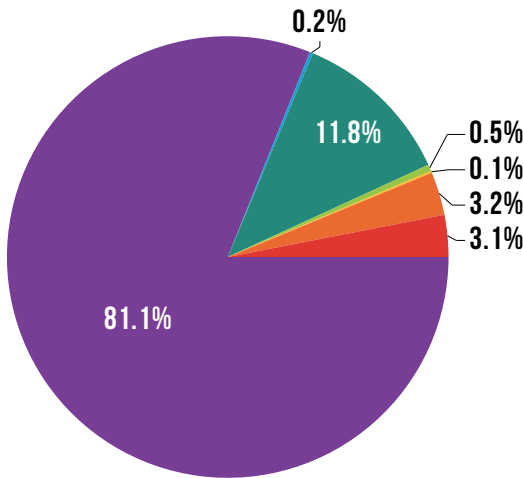


FATAL

The chart shows that 81.2 percent of vehicles involved in fatal crashes are passenger vehicles (passenger cars, SUVs, vans, motor homes, pickup trucks, or trucks under 10,000 lbs.). Motorcycles make up 8.3 percent of fatal crash involvements.



INJURY



PROPERTY DAMAGE ONLY

Passenger vehicles (passenger cars, SUVs, vans, motor homes, pickup trucks, or trucks under 10,000 lbs.) make up an even larger share of vehicles in injury crashes (93.0%) and property damage only (PDO) crashes (93.6%) than they do of fatal crashes.

Note: "Other" consists of moped, go-cart, snowmobile, off-road vehicle, other, and unknown.