







ROADWAY INJURY EXPERIENCE FOR PERSONS WHO HAD BEEN DRINKING AND/OR USING DRUGS

VEHICLE	SEVERITY	TOTAL	CRASHES INVOLVING DRINKING, NOT DRUGS		CRASHES INVOLVING DRUGS, NOT DRINKING		CRASHES INVOLVING DRINKING AND DRUGS		TOTAL CRASHES INVOLVING DRINKING AND/OR DRUGS	
			Operator in Crash	Operator Drinking	Operator in Crash	Operator Drugs	Operator in Crash	Operator Drinking and Drugs	Operator in Crash	Operator Drinking and/or Drugs
 BICYCLISTS	Total*	1,501	45	32	8	4	1	0	54	36
	Killed	21	1	1	3	2	0	0	4	3**
	Injured	1,129	40	28	5	2	1	0	46	30
 DRIVERS	Total*	535,721	12,947	8,416	2,227	1,369	1,886	1,179	17,060	10,964
	Killed	631	114	100	76	55	80	67	270	222**
	Injured	54,103	3,350	2,502	785	575	660	476	4,795	3,553
 MOTORCYCLISTS	Total*	3,083	250	217	37	27	38	30	325	274
	Killed	122	25	23	14	8	11	11	50	42**
	Injured	2,176	203	180	23	19	26	19	252	218
 ORV/ATV RIDERS	Total*	360	66	63	0	0	5	5	71	68
	Killed	7	4	4	0	0	0	0	4	4**
	Injured	235	37	36	0	0	4	4	41	40
 PEDESTRIANS	Total*	2,403	230	174	31	10	38	27	299	211
	Killed	149	34	23	14	9	20	14	68	46**
	Injured	1,910	178	140	15	1	18	13	211	154
 SNOWMOBILERS	Total*	163	18	18	0	0	1	1	19	19
	Killed	8	2	2	0	0	1	1	3	3**
	Injured	105	14	14	0	0	0	0	14	14

*Total does include property damage only crashes

**There were three bicyclists, 222 drivers, 42 motorcyclists, four ORV/ATV riders, 46 pedestrians, and three snowmobilers who were killed and coded as drinking and/or using drugs by the police officer.