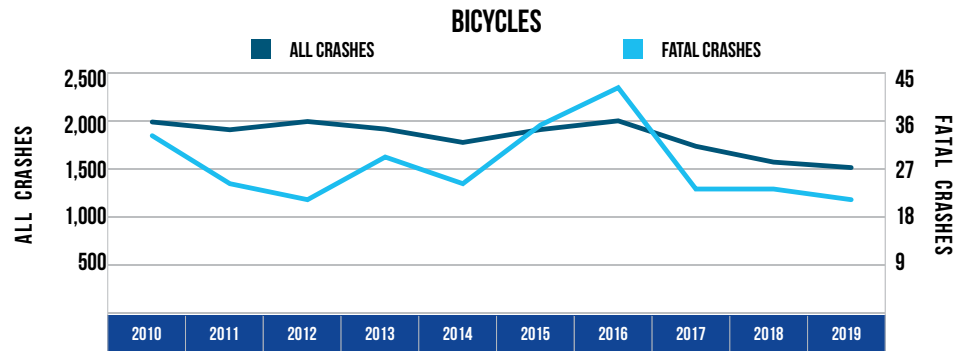


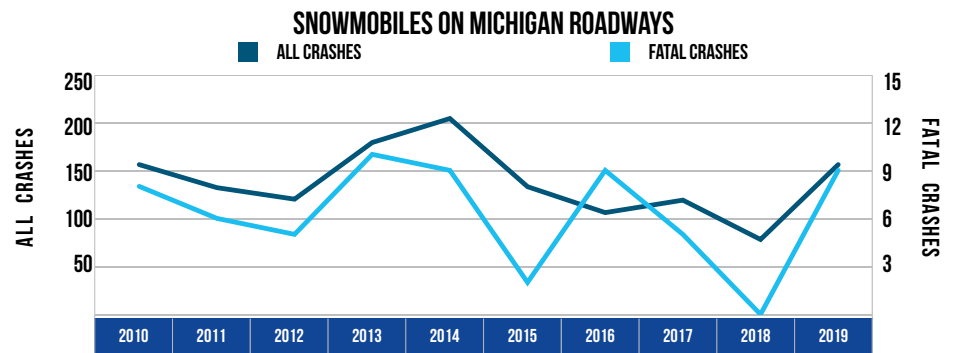
10 YEAR TRENDS-STATEWIDE (CONTINUED)

BICYCLES		
Year	All Crashes	Fatal Crashes
2010	1,976	33
2011	1,895	24
2012	1,981	21
2013	1,902	29
2014	1,763	24
2015	1,897	35
2016	1,988	42
2017	1,723	23
2018	1,558	23
2019	1,501	21



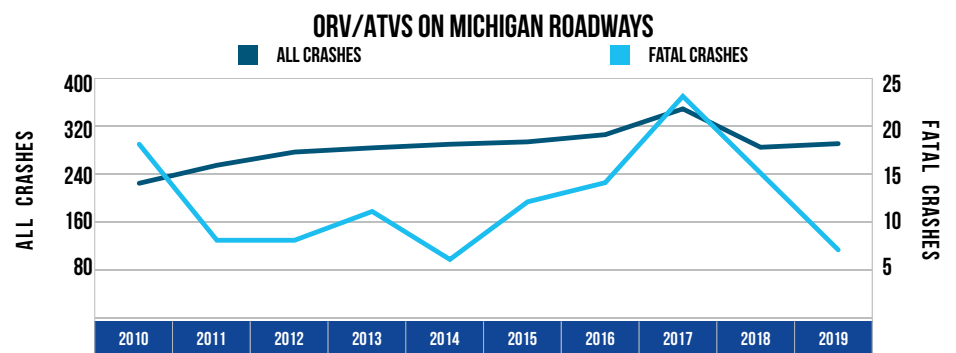
There were 1,501 bicycles involved in crashes in 2019, down 24.0 percent from 2010. There were 21 bicycles involved in fatal crashes in 2019, down 36.4 percent from 2010.

SNOWMOBILES ON MICHIGAN ROADWAYS		
Year	All Crashes	Fatal Crashes
2010	156	8
2011	132	6
2012	120	5
2013	179	10
2014	204	9
2015	133	2
2016	106	9
2017	119	5
2018	78	0
2019	156	9



There were 156 snowmobiles in crashes on roadways in 2019, the same number as in 2010. There were nine snowmobiles in fatal crashes, up 12.5 percent from 2010.

ORV/ATVS ON MICHIGAN ROADWAYS		
Year	All Crashes	Fatal Crashes
2010	223	18
2011	253	8
2012	275	8
2013	282	11
2014	288	6
2015	292	12
2016	304	14
2017	347	23
2018	283	15
2019	289	7



There were 289 ORV/ATVs in crashes on roadways in 2019, up 29.6 percent from 2010. There were seven ORV/ATVs in fatal crashes, down 61.1 percent from 2010.