







ROADWAY INJURY EXPERIENCE FOR PERSONS WHO HAD BEEN DRINKING AND/OR USING DRUGS

VEHICLE	SEVERITY	TOTAL	CRASHES INVOLVING DRINKING, NOT DRUGS		CRASHES INVOLVING DRUGS, NOT DRINKING		CRASHES INVOLVING DRINKING AND DRUGS		TOTAL CRASHES INVOLVING DRINKING AND/OR DRUGS	
			Operator in Crash	Operator Drinking	Operator in Crash	Operator Drugs	Operator in Crash	Operator Drinking and Drugs	Operator in Crash	Operator Drinking and/or Drugs
 BICYCLISTS	Total*	1,558	61	47	10	4	7	2	78	53
	Killed	21	3	2	2	0	4	0	9	2**
	Injured	1,202	51	40	7	4	3	2	61	46
 DRIVERS	Total*	534,223	12,795	8,414	2,273	1,389	1,832	1,201	16,900	11,004
	Killed	633	115	98	81	60	81	67	277	225**
	Injured	55,111	3,382	2,530	795	571	622	485	4,799	3,586
 MOTORCYCLISTS	Total*	3,012	212	186	40	21	49	38	301	245
	Killed	134	23	19	16	8	22	17	61	44**
	Injured	2,160	165	148	19	13	27	21	211	182
 ORV/ATV RIDERS	Total*	373	69	66	1	1	2	2	72	69
	Killed	15	6	5	1	1	1	1	8	7**
	Injured	258	54	52	0	0	0	0	54	52
 PEDESTRIANS	Total*	2,317	204	159	38	20	35	21	277	200
	Killed	145	33	25	20	10	20	11	73	46**
	Injured	1,820	158	127	15	9	13	9	186	145
 SNOWMOBILERS	Total*	82	15	15	0	0	1	1	16	16
	Killed	0	0	0	0	0	0	0	0	0**
	Injured	50	13	13	0	0	1	1	14	14

*Total does include property damage only classes

**There were two bicyclists, 248 drivers, 43 motorcyclists, 13 ORV/ATV riders, 49 pedestrians, and two snowmobilers who were killed and coded as drinking and/or using drugs by the police officer.