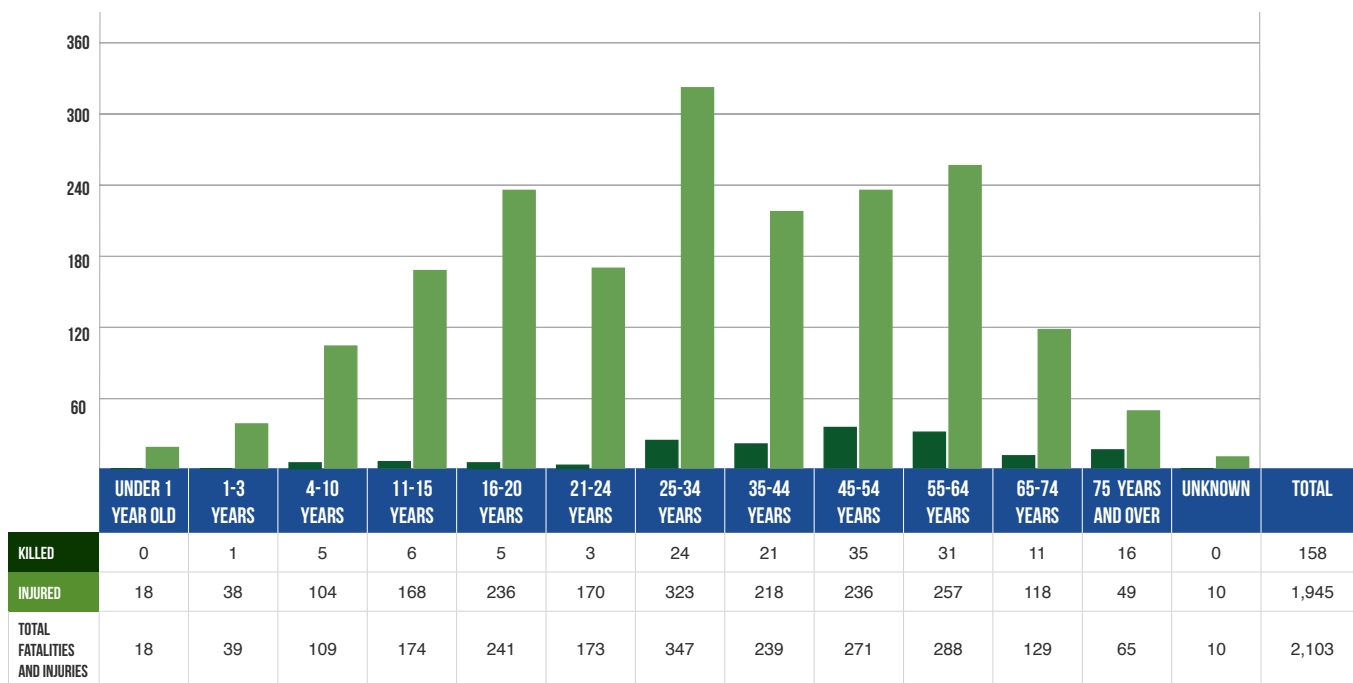


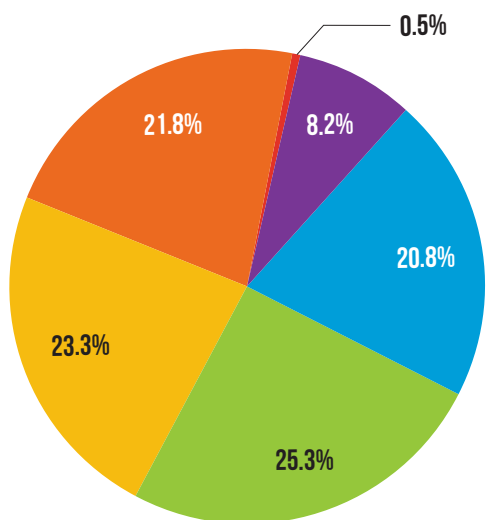
MICHIGAN PEDESTRIAN CRASHES

2017 PEDESTRIAN FATALITIES AND INJURIES

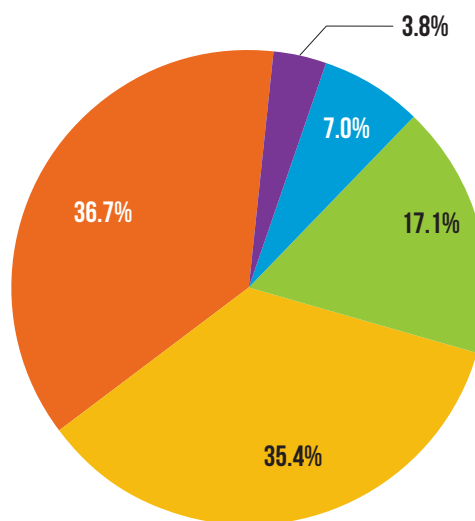


In 2017, there were 2,411 pedestrians involved in motor vehicle crashes, with 158 pedestrians killed and 1,945 injured. More pedestrians within the 45-54 years of age group died than any other age group, with 35 killed (22.2%). The 25-34 age group had the greatest number of injuries (16.6%), and the greatest percentage of total fatalities and injuries (16.5%).

■ 0-10 YEARS
 ■ 11-20 YEARS
 ■ 21-34 YEARS
 ■ 35-54 YEARS
 ■ 55 AND OVER
 ■ UNKNOWN



PEDESTRIANS INJURED



PEDESTRIANS KILLED