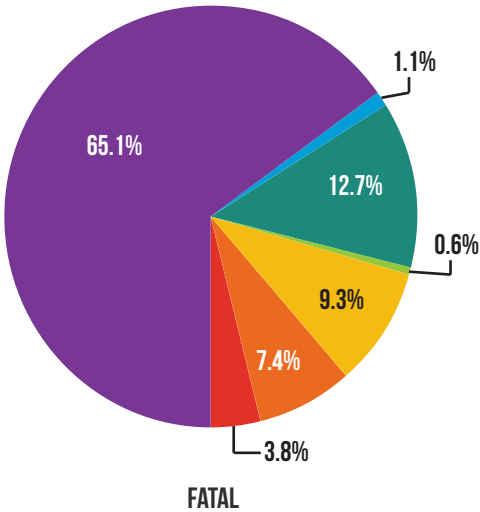
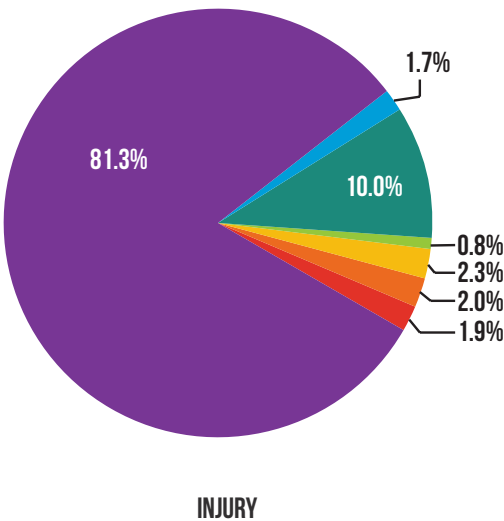


VEHICLE TYPES IN CRASHES BY CRASH SEVERITY

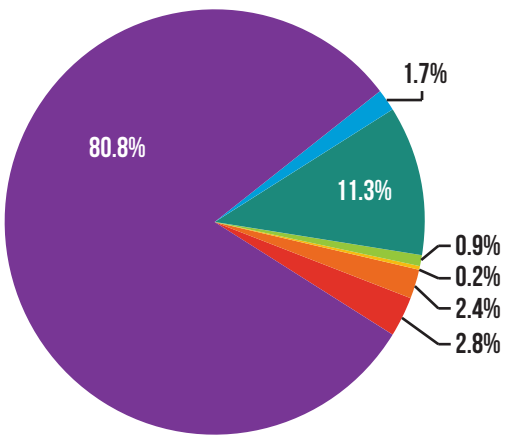
PASSENGER CAR, SUV, VAN MOTOR HOME PICKUP TRUCK UNDER 10,000 LBS. MOTORCYCLE CDL TRUCK/BUS OTHER/UNKNOWN



The chart shows that 79.6 percent of vehicles involved in fatal crashes are passenger vehicles (passenger cars, SUVs, vans, motorhomes, pickup trucks, or trucks under 10,000 lbs.). Motorcycles have a fatal crash involvement of 9.3 percent.



INJURY



PROPERTY DAMAGE ONLY

Passenger vehicles (passenger cars, SUVs, vans, motorhomes, pickup trucks, or trucks under 10,000 lbs.) make up an even larger share of vehicles in injury crashes (93.7%) and property damage only (PDO) crashes (94.7%) than they do of fatal crashes.

Note: "Other" consists of moped, go-cart, snowmobile, off-road vehicle, other, and unknown.