







ROADWAY INJURY EXPERIENCE FOR PERSONS WHO HAD BEEN DRINKING AND/OR USING DRUGS

VEHICLE	SEVERITY	TOTAL	CRASHES INVOLVING DRINKING, NOT DRUGS		CRASHES INVOLVING DRUGS, NOT DRINKING		CRASHES INVOLVING DRINKING AND DRUGS		TOTAL CRASHES INVOLVING DRINKING AND/OR DRUGS	
			Operator in Crash	Operator Drinking	Operator in Crash	Operator Drugs	Operator in Crash	Operator Drinking and Drugs	Operator in Crash	Operator Drinking and/or Drugs
 BICYCLISTS	Total	1,988	59	45	21	5	4	3	84	53
	Killed	38	4	2	11	0	1	1	16	3**
	Injured	1,526	46	36	7	3	3	2	56	41
 DRIVERS	Total	538,412	12,771	8,449	2,414	1,451	1,837	1,159	17,022	11,059
	Killed	658	106	97	86	62	58	48	250	207**
	Injured	57,150	3,371	2,534	841	598	644	489	4,856	3,621
 MOTORCYCLISTS	Total	3,711	255	217	41	25	29	20	325	262
	Killed	141	25	24	19	14	10	8	54	46**
	Injured	2,622	197	173	20	11	17	11	234	195
 ORV/ATV RIDERS	Total	381	66	66	3	2	5	4	74	72
	Killed	13	3	3	3	2	2	2	8	7**
	Injured	279	49	49	0	0	2	2	51	51
 PEDESTRIANS	Total	2,349	209	156	33	20	42	25	284	201
	Killed	165	35	30	15	9	19	12	69	51**
	Injured	1,852	160	119	18	11	23	13	201	143
 SNOWMOBILERS	Total	117	13	12	4	4	1	1	18	17
	Killed	9	2	2	2	2	0	0	4	4**
	Injured	66	10	9	2	2	1	1	13	12

*Total does include property damage only crashes

**There were three bicyclists, 207 drivers, 46 motorcyclists, seven ORV/ATV riders, 51 pedestrians, and four snowmobilers who were killed and coded as drinking and/or using drugs by the police officer.