







ROADWAY INJURY EXPERIENCE FOR PERSONS WHO HAD BEEN DRINKING AND/OR USING DRUGS

VEHICLE	SEVERITY	TOTAL	CRASHES INVOLVING DRINKING, NOT DRUGS		CRASHES INVOLVING DRUGS, NOT DRINKING		CRASHES INVOLVING DRINKING AND DRUGS		TOTAL CRASHES INVOLVING DRINKING AND/OR DRUGS	
			Operator in Crash	Operator Drinking	Operator in Crash	Operator Drugs	Operator in Crash	Operator Drinking and Drugs	Operator in Crash	Operator Drinking and/or Drugs
 BICYCLISTS	Total*	1,897	61	45	11	5	7	4	79	54
	Killed	33	4	2	7	3	4	3	15	8**
	Injured	1,478	50	38	3	2	3	1	56	41
 DRIVERS	Total*	510,074	12,708	8,368	2,039	1,199	1,575	986	16,322	10,553
	Killed	593	125	102	52	41	61	57	238	200**
	Injured	52,301	3,224	2,380	640	447	493	361	4,357	3,188
 MOTORCYCLISTS	Total*	3,376	254	213	28	19	28	22	310	254
	Killed	138	36	31	16	10	11	11	63	52**
	Injured	2,347	182	154	12	9	16	11	210	174
 ORV/ATV RIDERS	Total*	376	69	67	2	1	4	4	75	72
	Killed	12	5	5	1	1	1	1	7	7**
	Injured	266	53	53	0	0	3	3	56	56
 PEDESTRIANS	Total*	2,482	229	176	32	17	33	13	294	206
	Killed	170	35	29	9	6	16	7	60	42**
	Injured	2,041	182	138	22	11	15	5	219	154
 SNOWMOBILERS	Total*	140	9	7	0	0	0	0	9	7
	Killed	2	1	1	0	0	0	0	1	1**
	Injured	79	6	5	0	0	0	0	6	5

*Total does include property damage only crashes

**There were eight bicyclists, 200 drivers, 52 motorcyclists, seven ORV/ATV riders, 42 pedestrians, and one snowmobiler who were killed and coded as drinking and/or using drugs by the police officer.