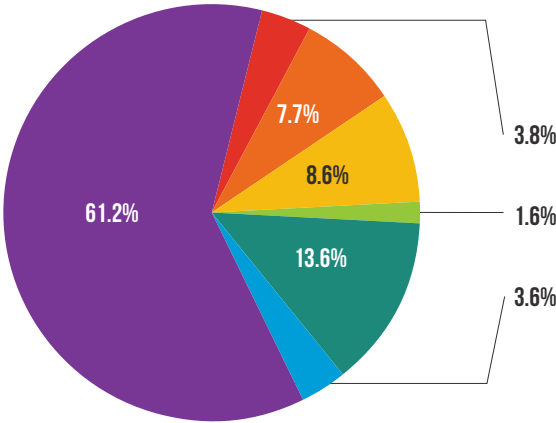


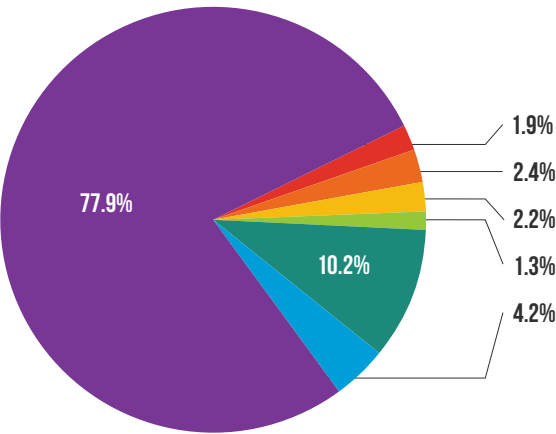
VEHICLE TYPES IN CRASHES BY CRASH SEVERITY

PASSNGER CAR, STATION WAGON VAN, MINIVAN, MOTORHOME PICKUP TRUCK UNDER 10,000 LBS. MOTORCYCLE CDL TRUCK/BUS OTHER

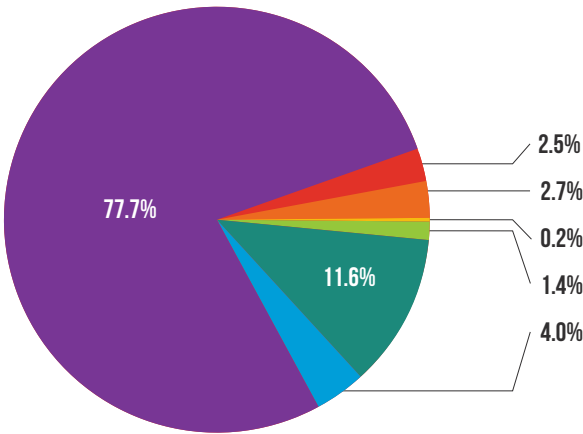


FATAL

The chart shows that 80.0 percent of vehicles involved in fatal crashes are passenger vehicles (passenger cars, station wagons, vans, minivans, motorhomes, pickups, or trucks under 10000 lbs.). Motorcycles have a fatal crash involvement of 8.6 percent.



INJURY



PROPERTY DAMAGE ONLY

As with fatal crashes, injury crashes (77.9%) and property damage only (PDO) crashes (77.7%) are represented primarily by passenger cars and station wagons.

Note: "Other" consists of moped, go-cart, snowmobile, off-road vehicle, other, and unknown.