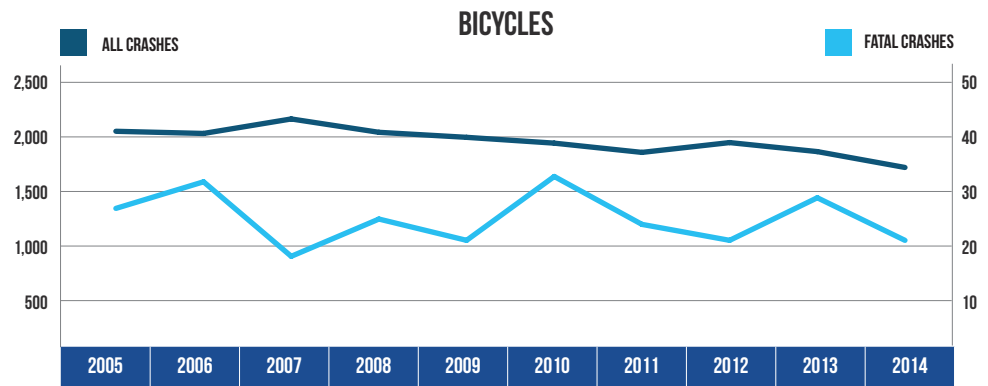


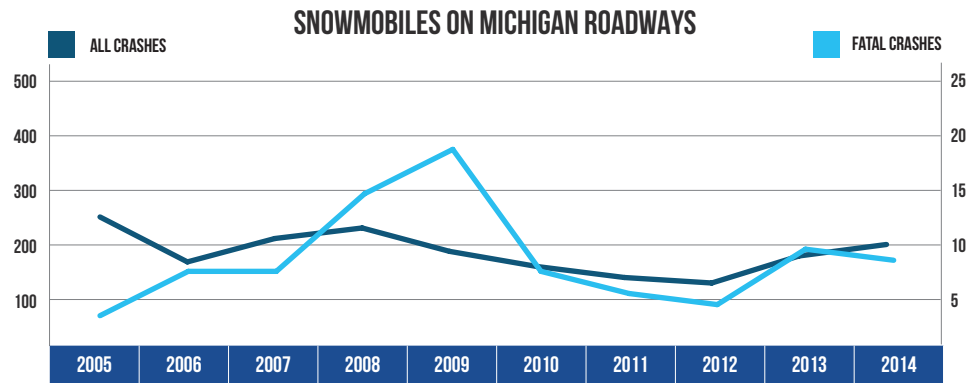
10 YEAR TRENDS-STATEWIDE (CONTINUED)

BICYCLES		
Year	All Crashes	Fatal Crashes
2005	2,080	27
2006	2,061	32
2007	2,188	18
2008	2,071	25
2009	2,027	21
2010	1,976	33
2011	1,895	24
2012	1,981	21
2013	1,902	29
2014	1,763	21



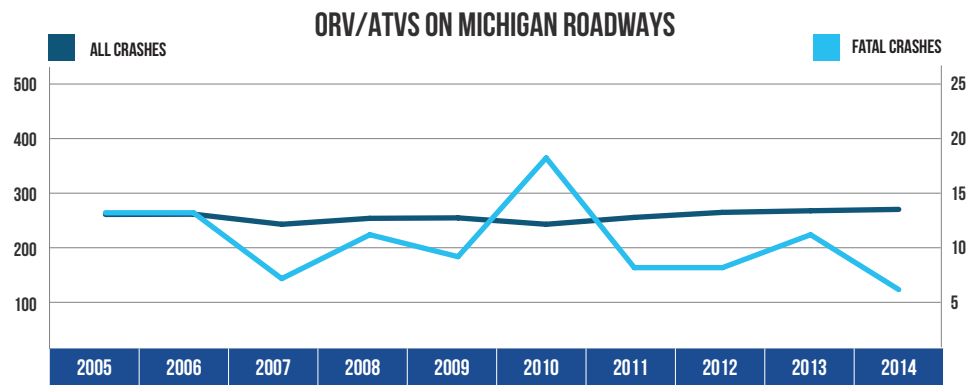
There were 1,763 bicycles involved in crashes in 2014, down 15.2 percent from 2005. There were 21 bicycles involved in fatal crashes in 2014, down 22.2 percent from 2005.

SNOWMOBILES ON MICHIGAN ROADWAYS		
Year	All Crashes	Fatal Crashes
2005	264	4
2006	166	8
2007	217	8
2008	240	15
2009	189	19
2010	156	8
2011	132	6
2012	120	5
2013	179	10
2014	204	9



There were 204 snowmobile crashes on roadways in 2014, down 22.7 percent from 2005. There were 9 fatal snowmobile crashes, up 125.0 percent from 2005.

ORV/ATVS ON MICHIGAN ROADWAYS		
Year	All Crashes	Fatal Crashes
2005	266	13
2006	267	13
2007	223	7
2008	249	11
2009	251	9
2010	223	18
2011	253	8
2012	275	8
2013	282	11
2014	288	6



There were 288 ORV/ATV crashes on roadways in 2014, up 8.3 percent from 2005. There were 6 fatal ORV/ATV crashes, down 53.8 percent from 2005.