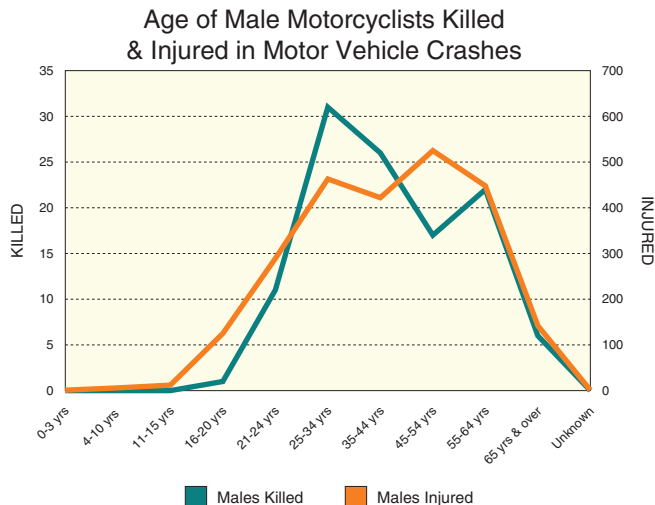


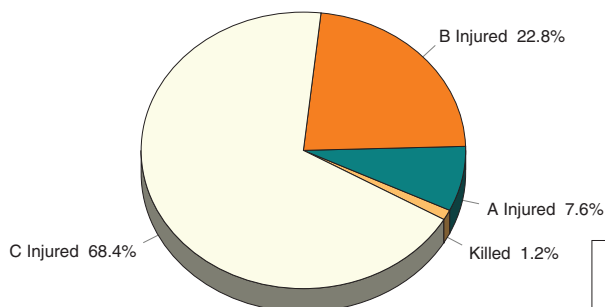
2012

In a crash, motorcyclists lack the protection of an enclosed vehicle.

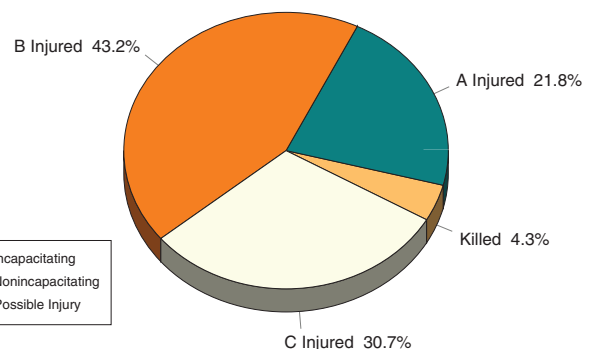
- The 2012 death rate for motorcyclists was 15.74 per 100 million vehicle miles traveled compared to the overall mileage death rate of 0.99 per 100 million vehicle miles traveled.
- Injuries to motorcyclists were proportionately more severe than injuries to persons in other motor vehicles.
- There were 3,600 motorcycle-involved crashes in which 129 motorcyclists were killed and 2,870 injured.
- Motorcycles were involved in 1.3 percent of all traffic crashes in Michigan in 2012.
- Because motorcycles have a low profile, they tend to be less visible than other motor vehicles. 104 (80.6%) of the 129 motorcyclists killed were reported by police as "going straight ahead" just prior to crash.
- Of the motorcyclists killed in traffic crashes in 2012, 114 (88.4%) were male.
- Of the motorcyclists killed in 2012, 32 deaths were the result of a had-been-drinking crash and 28 (87.5%) of those motorcyclists had been drinking.
- Of the male motorcyclists injured, 525 (21.6%) were 45-54 years old. 17 (14.9%) men in this group were killed.



MOTOR VEHICLE OCCUPANTS
KILLED & ABC INJURED



MOTORCYCLISTS
KILLED & ABC INJURED



INJURY (A) - Incapacitating
INJURY (B) - Nonincapacitating
INJURY (C) - Possible Injury